

cluster box units

Now even more flexibility for secure, convenient centralized delivery of mail and packages



512-451-6269



512-451-7134



www.MailboxGuy.com

cluster box units

Installation:

Arcadia Del Sol-Phoenix, AZ
Type I and Type III CBUs



Approved centralized mail delivery equipment can be in the form of any "clustered" style of mailboxes, but the most popular is the free-standing, pedestal-mounted Cluster Box Unit (CBU) most often used in new outdoor construction installations. With up to 16 locked compartments plus up to four integrated parcel lockers and a secure outgoing slot convenient for mail collection, the pre-configured CBU is the perfect solution for your project. These pedestal-mounted units are widely used across the nation for safe, secure

access to mail and package delivery 24 hours a day by multiple residents in one central location.

As the original manufacturer of the "F" series, and the first to be officially licensed to sell the CBU, Florence Manufacturing is pleased to offer a complete line of USPS Approved cluster box units, including new units recently developed and approved by the USPS.



AF FLORENCE
manufacturing company

A GIBRALTAR INDUSTRIES COMPANY

Introducing Three New Cluster Box Unit Options

valiant™
outdoor parcel
locker Type II

Package delivery system to be used alone or with other CBUs; now with more parcel lockers per unit.



vital™
cluster box unit
Type V

With new larger tenant capacity, this solution is perfect for small commercial and retail centers.



vital™
cluster box unit
Type VI

Now offering an option with extra parcel lockers per unit for added convenience.



Authorized Florence Dealers Make the Difference

Florence Manufacturing can help take the guesswork out of specifying and/or selecting the right centralized mail delivery solution for your project. Our nationwide network of product experts keep current on the latest postal regulations, local codes, and ADA requirements in order to help ensure your mailbox installation is done right the first time. Authorized Florence Dealers provide you with knowledgeable and friendly service while guiding you throughout the entire process - providing you with a trusted local resource even *after* the sale. Visit www.florencemailboxes.com/dealers to find the product expert nearest you.



Replace Obsolete Units with Secure Cluster Boxes

Did you know that the US Postal Service (USPS) specifies the mail delivery plan for every new residential and commercial development? That's why it is vital you speak to local Postal Officials as the delivery method most often designated by the USPS is centralized mail delivery, which requires use of common space within the development.

Centralized mail delivery provides delivery and collection services to a number of residences from a conveniently located installation – whether in a single-family subdivision, multi-family communities or retail/commercial center. Plus, the larger mail compartments no longer necessitate folding of delivered mail as they are now big enough to accommodate

larger envelopes, small packages, magazines and catalogs. With added parcel lockers, and a secure outgoing collection slot, the new CBU equipment provides greater convenience for your residents and business customers.

Developed and approved by the USPS in 2005, the new cluster box unit "F" specification became the standard for all manufacturers and replaces the outdated Neighborhood Delivery Collection Box Unit (NDCBU), which is no longer permitted for replacement or new installations. New pre-configured CBU equipment provides greater security and added convenient features to better accommodate today's mail delivery needs.



Obsolete NDCBUs are no longer permitted for replacement or new installations.



New CBUs (shown with Decorative Accessories) provide greater convenience.



Cluster Box Units Provide Flexible Delivery Solution

Whether you plan to serve four or 2,000 residents, cluster box units (CBU) provide a flexible solution to accommodate your building project needs. Simply select the pre-configured unit(s) that has the best options for your residents. These standard stock units can be used individually or in larger group installations - all providing a convenient, secure method of mail and package delivery to residents.



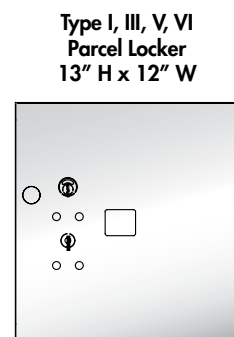
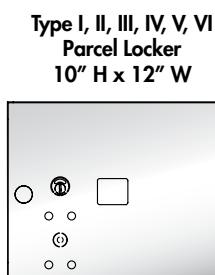
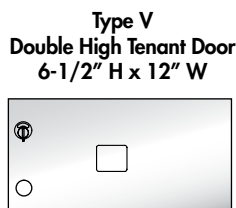
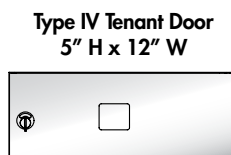
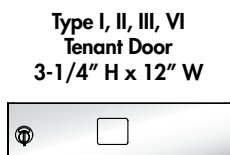
Florence "F" Series CBU is Officially Licensed by the USPS

The Florence vital™ 1570 series CBU was the first Officially Licensed CBU of the US Postal Service for centralized mail delivery. License #1CDSEQ-08-B-0012

Cluster Box Unit Standard Compartment Sizes

All CBU Types are USPS Approved and pre-configured with standard tenant and parcel locker heights which meet specific regulations.

Note: All OPL parcel lockers are 19-3/4" H x 12" W



NOTE: As USPS Regulations have designated the pre-configured nature of all cluster box units, Color and Door ID Options are the only selections necessary when choosing which CBU best fits your project needs.



(Actual Size Shown)

Door ID Options

Decals: All CBUs come standard with silver adhesive decals which are 1-1/2" H x 1-3/4" W. Black lettering can contain up to five characters per decal.

Engraving: Custom engraving utilizes the USPS Standard *US Block* font, with up to 12 characters per line. (Five additional font options are also available.) This 3/4" high engraving may be created with or without two color fill options.



Color Options All cluster box unit types are available in six different architectural powder coat finishes

*Note: Postal Grey is USPS Approved for replacement only and is not intended for new installations.



Black (BK)



Dark Bronze (DB)



Forest Green (FG)



Postal Grey* (PG)



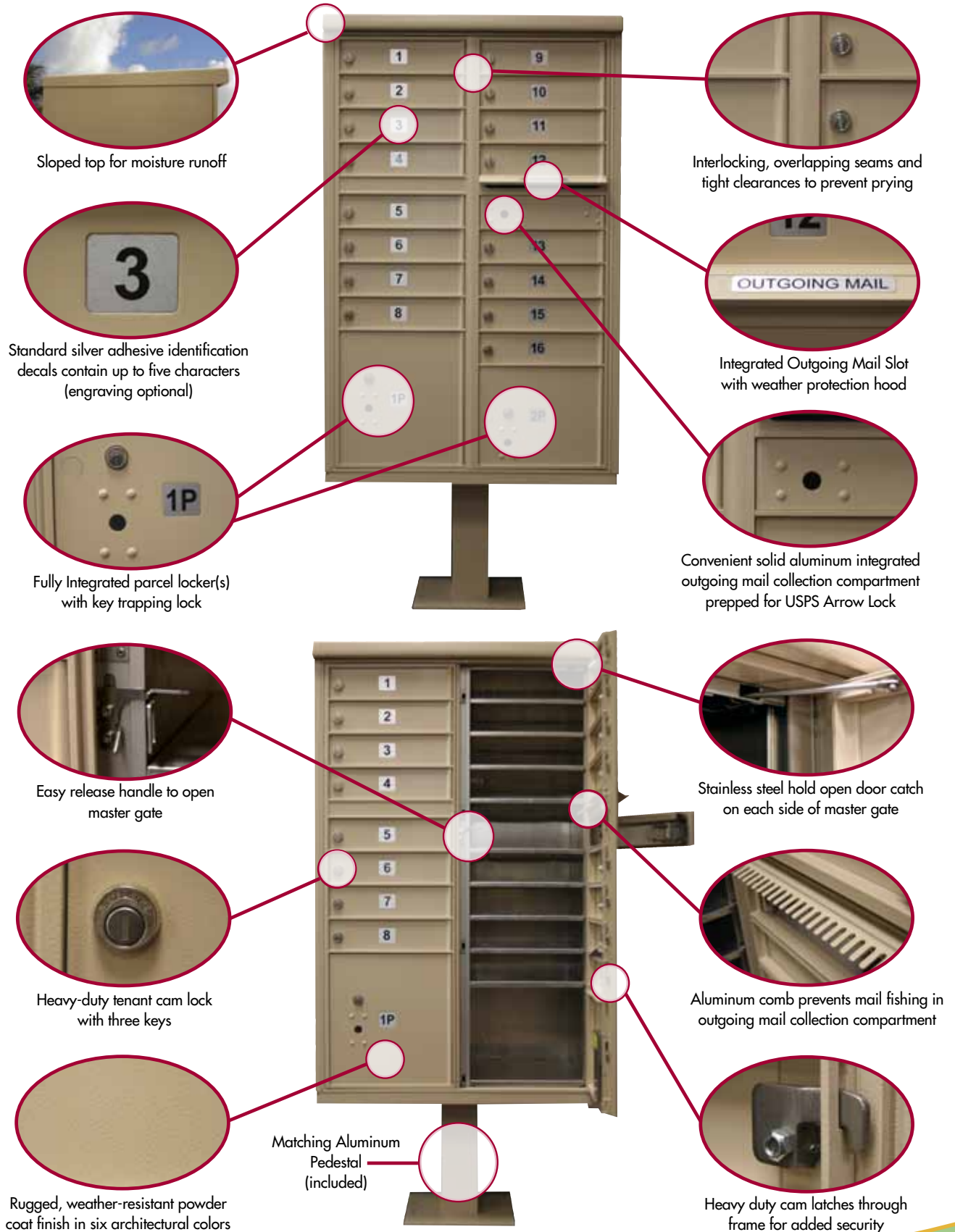
Sandstone (SD)



White (WH)

Florence Centralized Mailboxes are Built to Last

vital™ Cluster Box Units are meticulously crafted to meet or exceed all USPS security requirements, delivering uncompromising durability.





Outdoor Delivery Equipment

Florence is proud to partner with end-users, design, construction and building professionals, and postal officials alike to continually develop new products which meet your ever-changing project demands and USPS Centralized Mail Delivery requirements. The pre-configured units in our extensive outdoor delivery equipment line make it easy for you to select just the right solution. Plus, our 'Quick Ship' stock program, ensures your order can be shipped within 48 hours of order receipt.



vital™ cluster box units

Pre-configured units include built-in parcel lockers and outgoing mail collection for added convenience to be used alone or in large groupings to accommodate every project need.



1570-8XX



1570-12XX



1570-16XX



1570-13XX



NEW

1570-4T5XX



NEW

1570-8T6XX

MODEL #	CBU TYPE	INSTALLED HEIGHT	INSTALLED WIDTH	INSTALLED DEPTH	PEDESTAL HEIGHT	WEIGHT (LBS)	STANDARD TENANT COMPARTMENT DIMENSIONS	MAILBOX COMPARTMENTS	PARCEL LOCKERS
1570-8XX	vital Type I CBU	62"	30-1/2"	18"	28-1/2"	144	3-1/4"H x 12"W x 15"D	8	2
1570-12XX	vital Type II CBU	62"	30-1/2"	18"	28-1/2"	144	3-1/4"H x 12"W x 15"D	12	1
1570-16XX	vital Type III CBU	62"	30-1/2"	18"	14-1/2"	175	3-1/4"H x 12"W x 15"D	16	2
1570-13XX	vital Type IV CBU	62"	30-1/2"	18"	14-1/2"	167	5"H x 12"W x 15"D	13	1
1570-4T5XX	vital Type V CBU	62"	30-1/2"	18"	28-1/2"	145	6-1/2"H x 12"W x 15"D	4	2
1570-8T6XX	vital Type VI CBU	62"	30-1/2"	18"	14-1/2"	176	3-1/4"H x 12"W x 15"D	8	4

Note: Exchange "XX" in Model # above for two-digit color reference: Black=BK Dark Bronze=DB Forest Green=FG Sandstone=SD White=WH Postal Grey=PG

vigilant™ high security cluster box units

Industry exclusive product built to combat mail theft and reduce break-in damage in high crime areas has even more robust security features.



1565-8XX



1565-12XX



1565-16XX



1565-13XX



MODEL #	HSCBU TYPE	INSTALLED HEIGHT	INSTALLED WIDTH	INSTALLED DEPTH	PEDESTAL HEIGHT	WEIGHT (LBS)	STANDARD TENANT COMPARTMENT DIMENSIONS	MAILBOX COMPARTMENTS	PARCEL LOCKERS
1565-8XX	vigilant Type I HSCBU	62"	30-1/2"	18"	28-1/2"	152	3-1/4"H x 12"W x 15"D	8	2
1565-12XX	vigilant Type II HSCBU	62"	30-1/2"	18"	28-1/2"	156	3-1/4"H x 12"W x 15"D	12	1
1565-16XX	vigilant Type III HSCBU	62"	30-1/2"	18"	14-1/2"	186	3-1/4"H x 12"W x 15"D	16	2
1565-13XX	vigilant Type IV HSCBU	62"	30-1/2"	18"	14-1/2"	177	5"H x 12"W x 15"D	13	1

Note: Exchange "XX" in Model # above for two digit color reference: Black=BK, Dark Bronze=DB, Forest Green=FG, Sandstone=SD, White=WH, Postal Grey=PG

valiant™ outdoor parcel lockers

Industry unique package delivery system with key trapping locks can be used alone or with CBU installation to increase convenience for your residents.



Sole Source Supplier:

Florence Manufacturing continues to dedicate itself to providing secure postal specialty products built to the latest USPS Standards. We are the only manufacturer authorized to supply "F" series cluster box units, outdoor parcel lockers, replacement pedestals, and parts directly to the USPS since their awarded Florence their single-source contract for outdoor delivery equipment in 2005.

Florence is also the only company in the industry approved to manufacture outdoor parcel lockers.




MODEL #	OPL TYPE	INSTALLED HEIGHT	INSTALLED WIDTH	INSTALLED DEPTH	PEDESTAL HEIGHT	WEIGHT (LBS)	STANDARD PARCEL COMPARTMENT DIMENSIONS	MAILBOX COMPARTMENTS	PARCEL LOCKERS
1590-T1XX	valiant Type I OPL	62"	16"	18"	14-1/2"	100	19-3/4"H x 12"W x 15"D	0	2
1590-T2XX	valiant Type II OPL	62"	30-1/2"	18"	14-1/2"	139	19-3/4"H x 12"W x 15"D	0	4

Note: Exchange "XX" in Model # above for two digit color reference: Black=BK, Dark Bronze=DB, Forest Green=FG, Sandstone=SD, White=WH, Postal Grey=PG

vogue™ cluster box accessories

These fashionable snap-together accessories place the final touches on your centralized neighborhood mailbox; choose from classic or traditional style to fit your surrounding area.



MODEL #	CBU/VOGUE COMBO TYPE	INSTALLED HEIGHT	INSTALLED WIDTH	INSTALLED DEPTH	WEIGHT (LBS)	STANDARD TENANT COMPARTMENT DIMENSIONS	MAILBOX COMPARTMENTS	PARCEL LOCKERS
1570-8VXX	Classic Type I CBU Combo	65-1/8"	33-7/8"	21-3/8"	182	3-1/4"H x 12"W x 15"D	8	2
1570-12VXX	Classic Type II CBU Combo	65-1/8"	33-7/8"	21-3/8"	182	3-1/4"H x 12"W x 15"D	12	1
1570-16VXX	Classic Type III CBU Combo	65-1/8"	33-7/8"	21-3/8"	206	3-1/4"H x 12"W x 15"D	16	2
1570-13VXX	Classic Type IV CBU Combo	65-1/8"	33-7/8"	21-3/8"	198	5"H x 12"W x 15"D	13	1
1570-4T5VXX	Classic Type V CBU Combo	65-1/8"	33-7/8"	21-3/8"	183	6-1/2"H x 12"W x 15"D	4	2
1570-8T6VXX	Classic Type VI CBU Combo	65-1/8"	33-7/8"	21-3/8"	207	3-1/4"H x 12"W x 15"D	8	4
1570-8V2XX	Traditional Type I CBU Combo	71-3/8"	31-5/8"	18-1/2"	177	3-1/4"H x 12"W x 15"D	8	2
1570-12V2XX	Traditional Type II CBU Combo	71-3/8"	31-5/8"	18-1/2"	177	3-1/4"H x 12"W x 15"D	12	1
1570-16V2XX	Traditional Type III CBU Combo	71-3/8"	31-5/8"	18-1/2"	203	3-1/4"H x 12"W x 15"D	16	2
1570-13V2XX	Traditional Type IV CBU Combo	71-3/8"	31-5/8"	18-1/2"	195	5"H x 12"W x 15"D	13	1
1570-4T5V2XX	Traditional Type V CBU Combo	71-3/8"	31-5/8"	18-1/2"	178	6-1/2"H x 12"W x 15"D	4	2
1570-8T6V2XX	Traditional Type VI CBU Combo	71-3/8"	31-5/8"	18-1/2"	204	3-1/4"H x 12"W x 15"D	8	4

Note: Exchange "XX" in Model # above for two digit color reference: Black=BK, Dark Bronze=DB, Forest Green=FG, Sandstone=SD, White=WH, Postal Grey=PG



