

cluster box units



More flexibility for secure,
convenient centralized delivery
of mail and packages

AF FLORENCE
manufacturing company

A GIBALTAR INDUSTRIES COMPANY 



*Image: Florence vital™ CBU with matching vogue™ accessories
Location: Frederick, MD
Application: Townhomes*

cluster box units



Secure Cluster Boxes Handle Mail and Packages

Whether your neighborhood has aging mailboxes or if you are just tired of the snowplow knocking over your curb-side mailbox, secure and convenient cluster box units may be the solution.

Developed and approved by the USPS in 2005, the new cluster box unit "F" specification became the standard for all manufacturers and replaces both the outdated Neighborhood Delivery Collection Box Unit (NDCBU) and the "E" series CBU. No longer permitted for replacement or new installations, the original NDCBU introduced convenience for residents and letter carriers alike, but unfortunately these units are now falling into disrepair as they have aged, and are in many

cases, quite dilapidated. The newer specifications and thoroughly tested design requires more stringent security features which help protect your valuable mail and parcels better than any previously available community mailbox.

With up to 16 locked compartments, plus up to four integrated parcel lockers, and a secure outgoing slot convenient for mail collection, pre-configured CBU equipment is the perfect solution for your project. These pedestal-mounted units are widely used across North America for safe, secure access to mail and package delivery 24 hours a day by multiple residents in one central location.



The most popular centralized mail delivery equipment for residential neighborhoods is the free-standing, pedestal-mounted Cluster Box Unit (CBU). These units boast locked compartments plus integrated parcel lockers and a secure outgoing slot for convenient mail collection.

These pre-configured outdoor units are widely used across North America for safe, secure access to mail and package delivery 24 hours a day by multiple residents in one central location.

Plus, continued growth in online shopping means providing ample parcel locker space for package delivery is more important than ever! Expand your residents' ability to securely receive packages by adding matching outdoor parcel lockers (OPL) to your new or existing centralized mail delivery

installation, or create a standalone package center. Florence is proud to be the **only** USPS Approved manufacturer of the OPL, ensuring the Postal Service can always deliver the packages you or your customers are waiting for the very first time! *(see page 12 for product details)*



Obsolete NDCBUs are no longer permitted for replacement or new installations.



New CBUs accommodate both mail and packages while providing greater security.

Cluster Box Units

Features and Options



Florence "F" Series CBU is Officially Licensed by the US Postal Service

The complete Florence vital™ 1570 series CBU line was the first Officially Licensed CBU product of the US Postal Service for centralized mail delivery. License #1CDSEQ-08-B-0012



Whether you plan to serve four or 2,000 residents, cluster box units (CBU) provide a flexible solution to accommodate your building project needs. Simply select the pre-configured unit(s) that has the best options for your residents. These standard units can be used individually or in larger group installations - all providing a convenient, secure method of mail and package delivery to residents.



Cluster Box Unit Standard Compartment Sizes


All CBU Types are USPS Approved and pre-configured with standard tenant and parcel locker compartment heights which meet specific regulations.

Note: All OPL parcel locker compartments are 19-5/8" H x 12" W

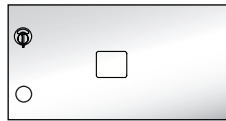
Type I, II, III, VI
Tenant Compartment
3" H x 12" W



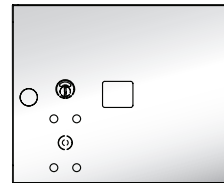
Type IV
Tenant Compartment
4-3/4" H x 12" W



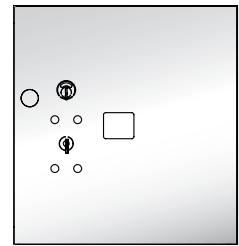
Type V
Double High Tenant Compartment
6-1/2" H x 12" W



Type I, II, III, IV, V, VI
Parcel Locker Compartment
9-7/8" H x 12" W



Type I, III, V, VI
Parcel Locker Compartment
13-3/8" H x 12" W



(Actual Size Shown)

Door ID Options

Decals: All CBUs come standard with silver adhesive decals which are 1-1/2"H x 1-3/4"W. Black lettering can contain up to five characters per decal.

Engraving: Custom engraving utilizes the USPS Standard US Block font, with up to 12 characters per line. (Five additional font options are also available, see page 21.) This 3/4" high engraving may be created with or without one of two color fill options.

**Filled engraving adds \$150 per unit



Color Options

All cluster box unit types are available in four different architectural color options; all in a durable, powder coat finish.

*Note: Postal Grey is USPS Approved for replacement only and is not intended for new installations.



Black (BK)



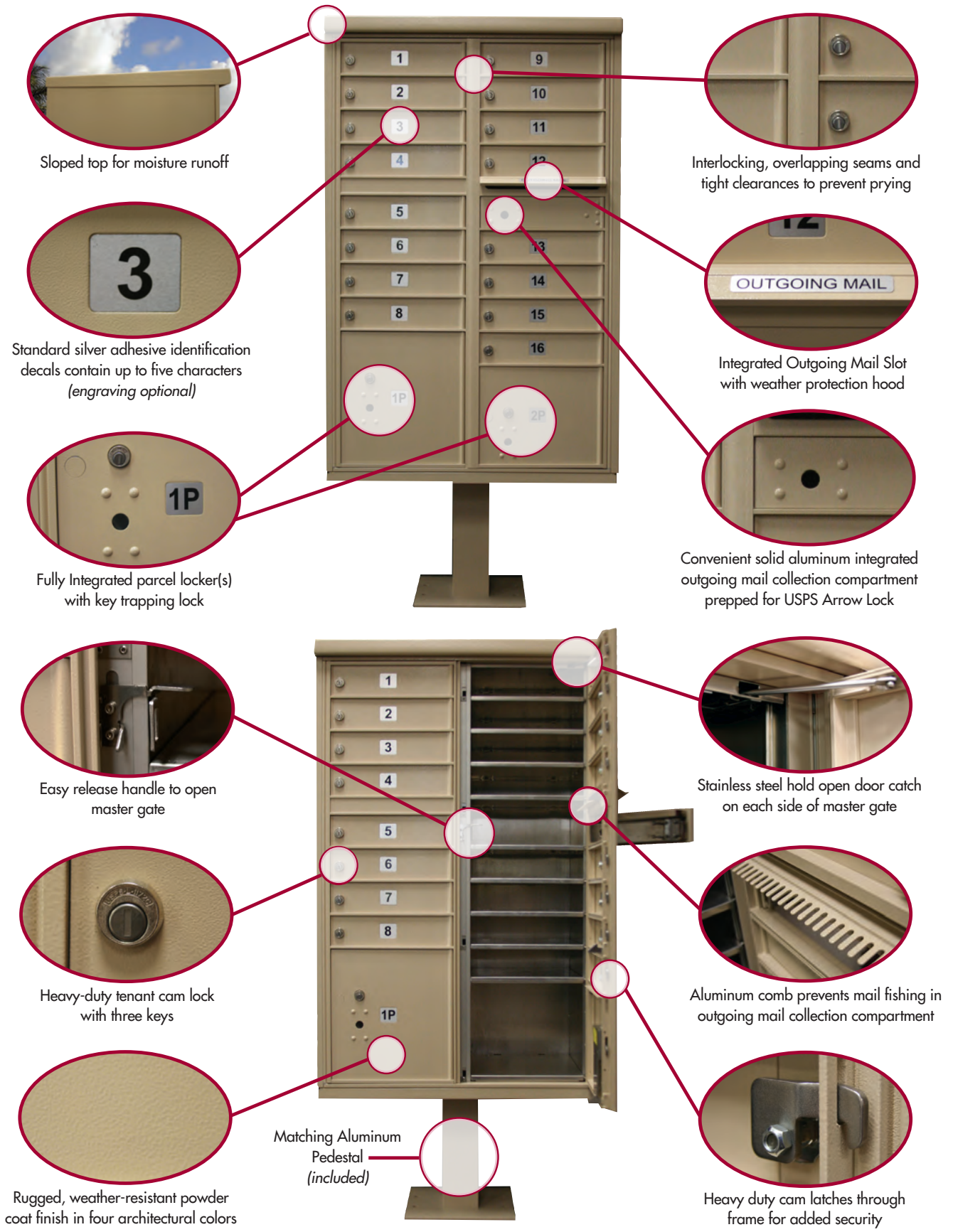
Dark Bronze (DB)



Sandstone (SD)



Postal Grey* (PG)



Sloped top for moisture runoff



Standard silver adhesive identification decals contain up to five characters (engraving optional)



Fully Integrated parcel locker(s) with key trapping lock



Interlocking, overlapping seams and tight clearances to prevent prying



Integrated Outgoing Mail Slot with weather protection hood



Convenient solid aluminum integrated outgoing mail collection compartment prepped for USPS Arrow Lock



Easy release handle to open master gate



Stainless steel hold open door catch on each side of master gate



Heavy-duty tenant cam lock with three keys



Aluminum comb prevents mail fishing in outgoing mail collection compartment



Rugged, weather-resistant powder coat finish in four architectural colors

Matching Aluminum Pedestal (included)



Heavy duty cam latches through frame for added security



Outdoor Delivery Equipment

Florence is proud to partner with end-users, design, construction and building professionals, and postal officials alike to continually develop new products which meet the ever-changing project demands and USPS Centralized Mail Delivery requirements.



vital™ cluster box units

Pre-configured units include built-in parcel lockers and outgoing mail collection for added convenience to be used alone or in large groupings to accommodate every project need.



1570-8XX



1570-12XX



1570-16XX



1570-13XX



1570-4T5XX



1570-8T6XX

MODEL #	CBU TYPE	INSTALLED HEIGHT	INSTALLED WIDTH	INSTALLED DEPTH	PEDESTAL HEIGHT	WEIGHT (LBS)	STANDARD TENANT COMPARTMENT DIMENSIONS	MAILBOX COMPARTMENTS	PARCEL LOCKERS
1570-8XX	vital™ Type I CBU	62"	30-1/2"	18"	28-1/2"	144	3"H x 12"W x 15"D	8	2
1570-12XX	vital™ Type II CBU	62"	30-1/2"	18"	28-1/2"	144	3"H x 12"W x 15"D	12	1
1570-16XX	vital™ Type III CBU	62"	30-1/2"	18"	14-1/2"	175	3"H x 12"W x 15"D	16	2
1570-13XX	vital™ Type IV CBU	62"	30-1/2"	18"	14-1/2"	167	4-3/4"H x 12"W x 15"D	13	1
1570-4T5XX	vital™ Type V CBU	62"	30-1/2"	18"	28-1/2"	145	6-1/2"H x 12"W x 15"D	4	2
1570-8T6XX	vital™ Type VI CBU	62"	30-1/2"	18"	14-1/2"	176	3"H x 12"W x 15"D	8	4

Note: Exchange "XX" in Model # above for two-digit color reference: Black=BK Dark Bronze=DB Sandstone=SD Postal Grey=PG

valiant™ outdoor parcel lockers

Industry unique package delivery system with key trapping locks can be used alone or with CBU installation to increase convenience for your residents.



1590-T1XX

1590-T2XX

Sole Source Supplier:

Florence Manufacturing continues to dedicate itself to providing secure postal specialty products built to the latest USPS Standards. We are the *only* manufacturer authorized to supply cluster box units, outdoor parcel lockers, replacement pedestals, and parts directly to the USPS since they awarded Florence their single-source contract for outdoor delivery equipment in 2005. *Florence is also the only company in the industry approved to manufacture outdoor parcel lockers.*




MODEL #	OPL TYPE	INSTALLED HEIGHT	INSTALLED WIDTH	INSTALLED DEPTH	PEDESTAL HEIGHT	WEIGHT (LBS)	STANDARD PARCEL COMPARTMENT DIMENSIONS	MAILBOX COMPARTMENTS	PARCEL LOCKERS
1590-T1XX	valiant™ Type I OPL	62"	16"	18"	14-1/2"	100	19-5/8"H x 12"W x 15"D	0	2
1590-T2XX	valiant™ Type II OPL	62"	30-1/2"	18"	14-1/2"	139	19-5/8"H x 12"W x 15"D	0	4

Note: Exchange "XX" in Model # above for two-digit color reference: Black=BK Dark Bronze=DB Sandstone=SD Postal Grey=PG

vogue™ cluster box accessories

These fashionable snap-together accessories place the final touches on your centralized neighborhood mailbox; choose from classic or traditional style to fit your surrounding area.



MODEL #	CBU/VOGUE COMBO TYPE	INSTALLED HEIGHT	INSTALLED WIDTH	INSTALLED DEPTH	WEIGHT (LBS)	STANDARD TENANT COMPARTMENT DIMENSIONS	MAILBOX COMPARTMENTS	PARCEL LOCKERS
1570-8VXX	Classic Type I CBU Combo	65-1/8"	33-7/8"	21-3/8"	182	3"H x 12"W x 15"D	8	2
1570-12VXX	Classic Type II CBU Combo	65-1/8"	33-7/8"	21-3/8"	182	3"H x 12"W x 15"D	12	1
1570-16VXX	Classic Type III CBU Combo	65-1/8"	33-7/8"	21-3/8"	206	3"H x 12"W x 15"D	16	2
1570-13VXX	Classic Type IV CBU Combo	65-1/8"	33-7/8"	21-3/8"	198	4-3/4"H x 12"W x 15"D	13	1
1570-4T5VXX	Classic Type V CBU Combo	65-1/8"	33-7/8"	21-3/8"	183	6-1/2"H x 12"W x 15"D	4	2
1570-8T6VXX	Classic Type VI CBU Combo	65-1/8"	33-7/8"	21-3/8"	207	3"H x 12"W x 15"D	8	4
1590-T1VXX	Classic Type I OPL Combo	65-1/8"	19-5/8"	21-3/8"	124	N/A	0	2
1590-T2VXX	Classic Type II OPL Combo	65-1/8"	33-7/8"	21-3/8"	182	N/A	0	4
1570-8V2XX	Traditional Type I CBU Combo	71-3/8"	31-5/8"	18-1/2"	177	3"H x 12"W x 15"D	8	2
1570-12V2XX	Traditional Type II CBU Combo	71-3/8"	31-5/8"	18-1/2"	177	3"H x 12"W x 15"D	12	1
1570-16V2XX	Traditional Type III CBU Combo	71-3/8"	31-5/8"	18-1/2"	203	3"H x 12"W x 15"D	16	2
1570-13V2XX	Traditional Type IV CBU Combo	71-3/8"	31-5/8"	18-1/2"	195	4-3/4"H x 12"W x 15"D	13	1
1570-4T5V2XX	Traditional Type V CBU Combo	71-3/8"	31-5/8"	18-1/2"	178	6-1/2"H x 12"W x 15"D	4	2
1570-8T6V2XX	Traditional Type VI CBU Combo	71-3/8"	31-5/8"	18-1/2"	204	3"H x 12"W x 15"D	8	4
1590-T1V2XX	Traditional Type I OPL Combo	71-3/8"	14-1/2"	18-1/2"	119	N/A	0	2
1590-T2V2XX	Traditional Type II OPL Combo	71-3/8"	31-5/8"	18-1/2"	178	N/A	0	4

Note: Exchange "XX" in Model # above for two-digit color reference: Black=BK Dark Bronze=DB Sandstone=SD Postal Grey=PG



Dress up your outdoor delivery equipment with color coordinating designer caps and pedestal covers in two different styles.



vital™ cluster box units

5 YEAR PRODUCT WARRANTY

Industry Best Warranty

Florence Manufacturing provides an unrivaled five-year warranty on its products from the date of shipment when purchased from an Authorized Florence Dealer. Full details on the warranty, as well as how to find a local product expert nearest you, can be found by visiting our website or calling us today!

Florence Mailboxes, thoughtfully designed and meticulously crafted, deliver uncompromising security and durability!

Those in the know recognize Florence Mailboxes as the best centralized mailbox equipment available in the US today. Using the experiences we gained since patenting one of the first centralized apartment mailboxes in 1934 and applying it to the mailboxes of today - Florence continually raises security and durability to an even higher level, giving residents peace of mind. Florence proudly provides you more than a product; we work to ensure its the right solution for your centralized mail delivery needs. . .before, during and after the sale.

Standing behind this catalog is a dedicated group of engineers, production staff, quality manufacturers, dealers, sales personnel and customer support. . . all ready to help your centralized mail delivery solution come to life!



©2015 Florence Manufacturing. All rights reserved. Printed in USA.

AF FLORENCE
manufacturing company
A GIBRALTAR INDUSTRIES COMPANY
florencemailboxes.com
800.275.1747